

ACCESSORIES FOR C4 GIANT & C5 MAGNUM








ACCESSORY MATRIX

		C4 GIANT	C5 MAGNUM
	<p>STANDALONE TURNOVER MODULE A unit for filled envelopes, which require face-up orientation for online franking or other impressions.</p>	YES	YES
	<p>BOOK STATION The book station is designed for feeding books or other thick material. Can either be used as first station (prime document) or located as second station, which allows the book to drop on top of the prime document.</p>	YES	YES
	<p>DIVERTER AFTER CHANNEL The diverter after channel is designed for sorting out faulty documents in the channel. The diverter can also be used to collect material when the channel is working in "fold alone" mode.</p>	YES	YES
	<p>DOUBLE ENVELOPE DETECTION C4 Double envelope detection is a device for checking that only one envelope has been fed from the envelope station.</p>	YES	NO
	<p>DOUBLE ENVELOPE DETECTION C5 A sensor located in the track ensures via a "burn through technique" that just one envelope is fed to the racetrack.</p>	NO	YES
	<p>HIGH CAPACITY C4 ENVELOPE STATION With the optional High Capacity Envelope Station, up to 1000 envelopes can be loaded at one time, freeing the operator for other tasks.</p>	YES	NO
	<p>INK MARKER The ink marker is used to mark the edge of the envelope before it leaves the machine onto a standard conveyor. For example, the ink marker can be used to indicate postal brakes etc. when the envelopes are on the conveyor.</p>	YES	YES
	<p>LASER BEAM THROUGH RACETRACK If a document rises on the racetrack the laser beam through racetrack will detect this and stop the inserter preventing a paper jam.</p>	YES	YES
	<p>NETWORK / MODEM COMMUNICATION With the network communication feature, the inserter can be connected to a LAN, or to the internet. It is excellent for production planners wanting to check the production statistics of the inserter from the office, or for the service engineer who can get an email from the machine if anything is out of order. A modem connection makes it possible for the engineers at KalmarMailPro AB to call the machine from Sweden, to support the service engineer on site or to update the software in the machine.</p>	YES	YES
	<p>REVERSE DRIVE The reverse drive is an excellent way to increase the field of application for the inserter. Enclosures from the enclosure stations, materials from a bookstation or a channel can, for example, be fed into a plastic machine or other kind of paper handling system.</p>	YES	YES
	<p>TEAM STATION Two or more stations can be loaded with identical material so that when one station is low on inserts, the next station starts to feed in.</p>	YES	YES
	<p>PC SYSTEMS Fully integrated PC-based user interface allows greater job processing flexibility and high security. Any job can be pre-programmed, down-loaded, stored and easily accessed. The system can interface with standard computer networks.</p>	YES	YES
	<p>RACE TRACK EXTENSION The racetrack extension makes it possible to connect one or more channel system to the inserter. Some other special equipment may also be attached to, or mounted on the racetrack extension.</p>	YES	YES
	<p>SERVO DRIVE SYSTEM A servo drive system allows "multifeed from station" and "reverse drive" features.</p>	YES	YES

ACCESSORIES FOR C4 GIANT & C5 MAGNUM

KalmarMailPro

ACCESSORY MATRIX

		C4 GIANT	C5 MAGNUM
	<p>READING SYSTEM To maximize the number of possible operation modes, a reading system should be incorporated. The reading system can use ICR, OCR, BCR and OMR. It is also an excellent way to achieve document integrity.</p>	YES	YES
	<p>E700 / E300 HMI TERMINAL The terminal is a convenient operator-friendly and reliable facility. With this terminal about ten different jobs can be stored and recalled by the operator. The terminal can generate statistics, production reports, error reports etc. The terminal can also communicate via modem or over the internet.</p>	YES	YES
	<p>TURN OVER C5 A unit for filled envelopes which require face-up orientation for online franking or other impressions.</p>	NO	YES
	<p>WATER BRUSH CONTROL If the inserter is equipped with a water brush control, the water brush can be prevented from sealing an envelope.</p>	YES	YES
	<p>CONVEYOR Kalmar MailPro manufactures conveyors for various purposes. Each conveyor has an independent speed regulator. The bucket conveyor is an intelligent unit, which can be linked into the machine system for postal code sorting and other similar tasks.</p>	YES	YES
	<p>DIVERTER The diverter acts upon signals from the inserter to sort faulty/empty envelopes.</p>	YES	YES
	<p>END FOLDER The end folder is an accessory making it possible to process cross-folded and stitched material from the enclosure station. The end folder is easy to install, and fits in any of the stations.</p>	YES	YES
	<p>FRICITION FEEDER Kalmar MailPro integrates Streamfeeder® friction feeders for insertion of a broad range of materials. Contact us to learn more about this option.</p>	YES	YES
	<p>DOUBLE SHEET CONTROL FOR GRIPPER-ARM Pull out an insert, press the button and the intelligent gripper-arm control automatically stores the correct value corresponding to the material's thickness.</p>	YES	YES
	<p>TRANSPORT MODULE This module can easily be connected to standard inserting machines or reversible inserting machines for transporting documents into other systems like plastic wrapping machines, ink jet units, stitching machines etc. It can also be used for transferring material from printers into the inserting machine, as a collated stack or sheet-by-sheet.</p>	YES	YES
	<p>OUTPUT VALIDATION MODULE Our new standalone module, designed to fit almost any inserter on the market, reads a sequential number on the envelope (or through the envelope window) and stops and alerts the operator when the sequence is broken. In an upgraded version it can also match to a database (print file). All numbers read are logged and verified, and can be transferred to an internal network, or printed out. See separate product sheet for details.</p>	YES	YES
	<p>PUSHER STATION Module for processing booklets and other stiff material. Mechanically pushes the bottom enclosure directly into the gripper arm.</p>	YES	YES

Promail Ltd
Units 12 & 13 Network 43
Buckingham Court
Buckingham Road
Brackley
Northants
NN13 7EU


P.O. Box 991, SE-391 29 Kalmar, Tel: +46 480 546 50, Fax: +46 480 546 55
e-mail: order@kalmarmailpro.se
www.kalmarmailpro.se


MAILROOM TECHNOLOGY

Tel: 01280 709590 Fax: 01280 706200 Web: www.promail.co.uk

GB